

## Key Figures - Corporate & 19 Business Lines websites

Data From Google Analytics

Sessions

50 402

↓ -7.1%

Users

24 528

↓ -13.0%

Avg. Session Duration

00:02:39

↑ 6.6%

Pages/Session

2,3

↓ -5.0%

### Clicks & Downloads - Corp. + BL websites

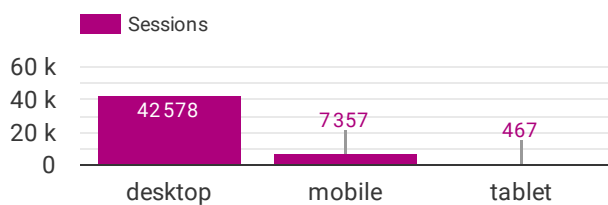
	Event	Total Events
1.	PDF	4 282
2.	Search	1 866
3.	Contact Form	327
4.	Product Finder	218

### Top 10 - Corporate : Pages viewed

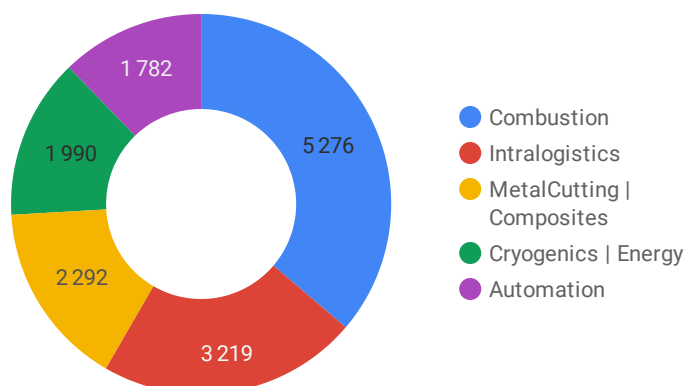
	Page	Page Views
1.	/	32 963
2.	/contact/our-international-net...	2 591
3.	/fr/	1 689
4.	/careers/apply-now	1 583
5.	/about-fives	1 554
6.	/careers/our-hr-ambition	1 425
7.	/finance	1 241
8.	/newspress	1 040
9.	/careers/job-lines	994
10.	/fr/carrieres/rejoignez-nous	894

1 - 100 / 863

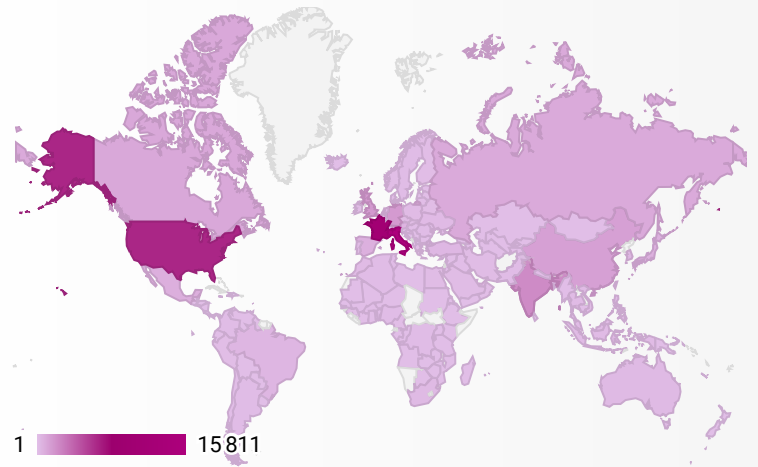
### Top Devices - Corp. + BL websites



### Top 5 - Specialty websites (sessions)



### What are the top countries by sessions? Corp. + BL websites



	Country	Sessions
1.	Italy	15 811
2.	France	10 924
3.	United States	6 314
4.	India	2 135
5.	United Kingdom	1 557
6.	Germany	1 508
7.	China	1 239
8.	Canada	933
9.	Russia	841
10.	Mexico	623

1 - 20 / 160

### Top Traffic channels - Corp. + BL websites

	Source	Sessions
1.	google	21 901
2.	(direct)	14 808
3.	fivesgroup.com	5 072
4.	bing	1 410
5.	csitapp10	1 029
6.	linkedin.com	820

1 - 100 / 434